

The Signature Collection

dunlopillo®

NATURAL COMFORT SINCE 1929

The Signature Collection

Imagine...

A world where the quality of our sleep directly influences the quality of our lives, where our waking days are full of boundless energy and our daily lives are a symbiotic and harmonious reflection of night and day...

A perfect sanctuary, a place to relax, rest and unwind. A haven of comfort, where the tranquillity of peaceful solitude is a frequent and welcome destination in the complex journey that is our daily lives...

A world where the humble meticulous artisan embraces innovation in a pure belief that the physical and poetic dimension of design can sculpt our well-being on an intellectual and physical plane...

Our secret...

This world has existed since 1929.

MADE IN THE UNITED KINGDOM

dunlopillo®

NATURAL COMFORT SINCE 1929





The natural way to sleep

We use only pure latex... pure and simple

Natural latex is a wonderful material derived from the sap of rubber trees (Hevea Brasiliensis) grown in managed sustainable plantations around the world.

Every drop counts

A rubber tree only produces 27ml of latex daily. Perfecting comfort takes time... in fact it takes one tree over 500 days to create enough latex for a single mattress.

Environmentally friendly

Latex is one of the most eco-friendly mattress fillings. Latex rubber trees purify over 90 million tons of carbon dioxide a year. All of our natural latex is sourced from sustainably managed plantations.

Health and wellbeing

Natural latex has anti-allergenic, anti-bacterial and anti-microbial properties. The unique Dunlop manufacturing process ensures that all these characteristics are embodied in our innovative Dunlopillo mattresses.

Quiet, durable and ventilated

Dunlopillo latex is resilient, responsive and completely noise free, helping to provide a revitalising, undisturbed and natural sleep. The unique open cell structure of Dunlopillo latex enables all of our mattresses to be self ventilating for the whole of their life.

Designing the perfect bed



The brief -design the perfect bed



Dunlopillo sleep science

7 Comfort zones

Softer comfort zones cushion your shoulders, hips and heels, whilst firmer support zones provide perfect balance to allow your spine to be correctly aligned in which ever position you sleep in.

Breathable

Latex's open cell structure is made up of millions of interconnecting microscopic air bubbles, which not only ensures a very supportive mattress, but also promotes constant air circulation. Natural movement during the night helps ventilate the mattress and keeps the bed at a constant and comfortable temperature.

Pressure relieving

Through its unrivalled elasticity, our latex provides instant pressure relief and encourages a healthy blood supply to your muscles so you awake feeling refreshed and revitalised.

Durable

Dunlopillo latex mattresses are designed to deliver long lasting performance by utilising their natural resilience to hold their shape and remain durable for years to come.

Health and wellbeing

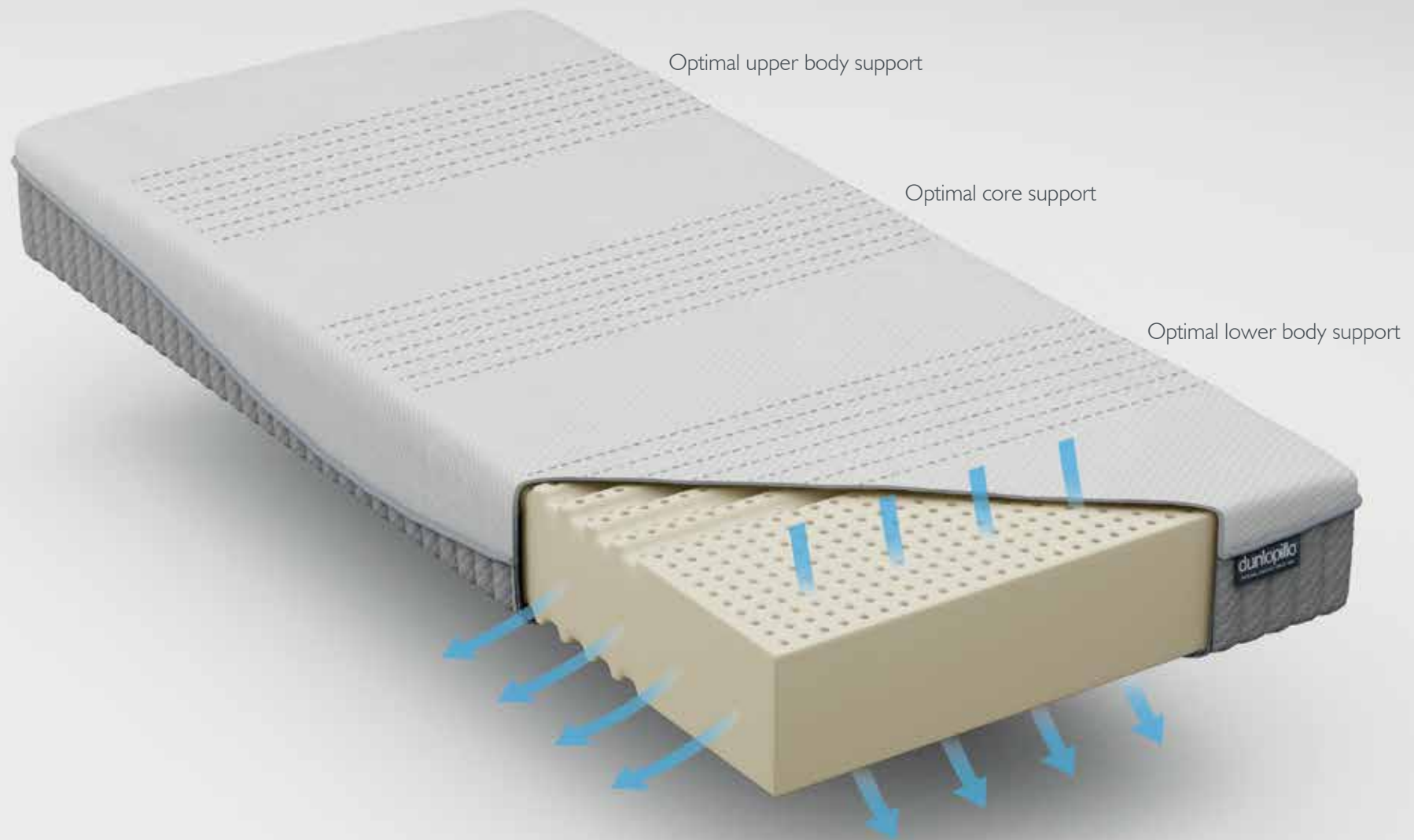
Natural latex has anti-allergenic, anti-bacterial and anti-microbial properties.

Easily maintained

Designed to make life easier, Dunlopillo mattresses do not require turning, although rotating is recommended every month for the first three months and every three months thereafter.

Progressive comfort

Dunlopillo latex instantly responds and adapts to individual profiles and movements and encourages deeper and more restful sleep.



Orchid

The Orchid mattress marries the Dunlopillo blueprint for firm comfort with an extra deep comfort core. The result is a fusion of intelligent design that characterises sublime comfort, subtle support and the very best in sleep innovation.

Featuring a 180 x 200cm Orchid mattress on a firm edge pocket 2 drawer divan base. The base and Lorton headboard shown in Duck Egg 3524.





Orchid Mattress

Overall performance



Overall durability



Comfort



Millennium

Personifying the very essence of comfort, the Millennium mattress embraces the comfort values that the Dunlopillo brand was founded upon in 1929. The extra deep comfort core coalesces all of Dunlopillo's design and technical expertise into the ultimate instrument to aid a perfect night's sleep.

Featuring a 180cm x 200cm Millennium mattress on an adjustable electric 2 drawer base. The base and Santon headboard shown in Crushed Silver 0310.





Millennium Mattress

Overall performance



Overall durability



Comfort



Celeste

Integrating our unique blueprint of firm comfort with softer graduated support, the Celeste mattress is an unprecedented technical triumph of sleep design. The initial firm support is complemented by a subtle, yet softer foundation of comfort that reflects Dunlopillo's rich design heritage.

Featuring a 180 x 200cm Celeste mattress on a firm edge pocket base. The base and Winster headboard shown in Cool Grey 0223.





Royal Sovereign

A timeless classic with a renowned reputation for comfort, the Royal Sovereign has been cleverly innovated to deliver a seamless sleep experience. The expertly engineered mattress surface contours the body, whilst the deeper comfort core delivers holistic levels of inspired luxury.

Featuring a 180cm x 200cm Royal Sovereign mattress on a firm edge 2 drawer base. The base and Honour headboard shown in Slate 0268.





Royal Sovereign Mattress

Overall performance



Overall durability



Comfort



Firmrest

Over 80 years of design, research and development have culminated in the perfect design blueprint for engineering firm supportive comfort. The Firmrest mattress epitomises this quest and is unapologetically the firmest mattress in the Dunlopillo spectrum of comfort.

Featuring a 180cm x 200cm Firmrest mattress on an electric ottoman base. The base and Noble headboard shown in Phantom 0249.





Diamond

With its stylish aesthetic and contemporary depth, the Diamond mattress has been developed to optimise ergonomic support within a specifically designed Dunlopillo latex interior. This multi-density comfort core is arranged in seven targeted support zones that deliver a pioneering sleep experience.

Featuring a 180cm x 200cm Diamond mattress on a firm edge pocket base. The base and Lindal headboard shown in Petrol 0213.





Mattresses

Time costs nothing, but spending time choosing the right mattress is an investment in your health, happiness and well-being. A good night's sleep depends on a number of factors, but selecting the right mattress is the foundation to a restful and relaxing sleep – night or day.

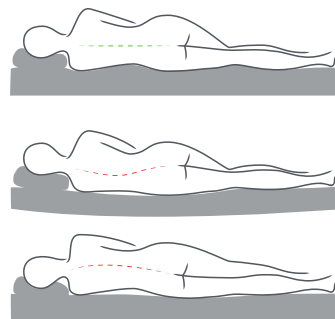
The Signature Collection of mattresses represents Dunlopillo's blueprint for absolute comfort. Each one of our 12 mattresses offers a truly unique environment to rest, relax and unwind. Each mattress has been designed to provide excellent postural support, whilst delivering a level of unique luxury that is unparalleled.

Our advice... please take your time to choose your perfect Dunlopillo mattress.

Choosing the right mattress

It is very important to consider the support your body needs... a neutral position is essential, one in which your spine has correct natural curvature and your head, shoulders, waist and legs are in proper alignment.

A bed that is too soft or too firm will cause your body core to fall out of neutral alignment leading to persistent discomfort and restless sleep patterns.



Sumptuous deep mattresses 24cm

The Orchid and Millennium mattresses feature the deepest of 100% pure Dunlopillo latex mattress cores. You can truly feel that touch extra depth delivers a substantial and sumptuous difference for unsurpassable sleeping comfort.



Orchid

- Firm support
- 24cm 100% pure Dunlopillo latex
- 7 Comfort zones
- Soft touch cover with Actipro™ technology



Millennium

- Medium support
- 24cm 100% pure Dunlopillo latex
- 7 Comfort zones
- Soft touch cover with Actipro™ technology

Luxury deep mattresses 21cm

The Celeste and Royal Sovereign mattresses feature our luxury deep 100% pure Dunlopillo latex mattress cores at 21cm deep they are all encompassing. Luxuriate in unparalleled breathability, adaptability and support for a relaxing sleep.



Celeste

- Firm support
- 21cm 100% pure Dunlopillo latex
- 7 Comfort zones
- Soft touch cover with Actipro™ technology



Royal Sovereign

- Medium support
- 21cm 100% pure Dunlopillo latex
- 7 Comfort zones
- Soft touch cover with Actipro™ technology

Deep mattresses 18cm

The Firmrest and Diamond mattresses feature the deep 100% pure Dunlopillo latex mattress cores at 18cm they are the introductory mattresses in the Signature Collection delivering a harmony of comfort and support for a revitalising sleep.



Firmrest

- Firm support
- 18cm 100% pure Dunlopillo latex
- 7 Comfort zones
- Soft touch cover with Actipro™ technology



Diamond

- Medium support
- 18cm 100% pure Dunlopillo latex
- 7 Comfort zones
- Soft touch cover with Actipro™ technology



Clean and fresh

Actipro™ technology is used in our mattress fabric to provide natural protection against allergens, dust mites and odours which helps to maintain a clean, fresh and healthy sleep environment.

dunlopillo® **plus**

Innovative cooling technology mattress cover

The highly conductive properties of this clever fabric make you feel cool by drawing heat away from your body

Sumptuous deep mattresses 24cm

The Orchid Plus and Millennium Plus mattresses feature the deepest of 100% pure Dunlopillo latex mattress cores. You can truly feel that touch extra depth delivers a substantial and sumptuous difference for unsurpassable sleeping comfort.



Orchid Plus

- Firm support
- 24cm 100% pure Dunlopillo latex
- 7 Comfort zones
- Dunlopillo Plus cover with innovative cooling technology



Millennium Plus

- Medium support
- 24cm 100% pure Dunlopillo latex
- 7 Comfort zones
- Dunlopillo Plus cover with innovative cooling technology

Luxury deep mattresses 21cm

The Celeste Plus and Royal Sovereign Plus mattresses feature our luxury deep 100% pure Dunlopillo latex mattress cores at 21cm deep they are all encompassing. Luxuriate in unparalleled breathability, adaptability and support for a relaxing sleep.



Celeste Plus

- Firm support
- 21cm 100% pure Dunlopillo latex
- 7 Comfort zones
- Dunlopillo Plus cover with innovative cooling technology



Royal Sovereign Plus

- Medium support
- 21cm 100% pure Dunlopillo latex
- 7 Comfort zones
- Dunlopillo Plus cover with innovative cooling technology

Deep mattresses 18cm

The Firmrest Plus and Diamond Plus mattresses feature the deep 100% pure Dunlopillo latex mattress cores at 18cm they are the introductory mattresses in the Signature Collection delivering a harmony of comfort and support for a revitalising sleep.



Firmrest Plus

- Firm support
- 18cm 100% pure Dunlopillo latex
- 7 Comfort zones
- Dunlopillo Plus cover with innovative cooling technology



Diamond Plus

- Medium support
- 18cm 100% pure Dunlopillo latex
- 7 Comfort zones
- Dunlopillo Plus cover with innovative cooling technology

Mattress information

Mattress information	Mattress border height	Tension	Sizes and weights available						
			75cm x 200cm	90cm x 190cm	90cm x 200cm	120cm x 190cm	135cm x 190cm	150cm x 200cm	180cm x 200cm
Orchid Orchid Plus	24cm	Firm	✓ 29kg	✓ 30kg	✓ 35kg	✓ 40kg	✓ 45kg	✓ 57kg	✓ 69kg
Millennium Millennium Plus	24cm	Medium	✓ 26kg	✓ 28kg	✓ 31kg	✓ 36kg	✓ 41kg	✓ 52kg	✓ 62kg
Celeste Celeste Plus	21cm	Firm	✓ 26kg	✓ 28kg	✓ 31kg	✓ 36kg	✓ 41kg	✓ 52kg	✓ 62kg
Royal Sovereign Royal Sovereign Plus	21cm	Medium	✓ 23kg	✓ 24kg	✓ 28kg	✓ 32kg	✓ 36kg	✓ 45kg	✓ 54kg
Firmrest Firmrest Plus	18cm	Firm	✓ 24kg	✓ 25kg	✓ 29kg	✓ 33kg	✓ 37kg	✓ 47kg	✓ 56kg
Diamond Diamond Plus	18cm	Medium	✓ 21kg	✓ 22kg	✓ 25kg	✓ 29kg	✓ 33kg	✓ 42kg	✓ 50kg

Mattress weights are rounded up to the next whole kg

Bases

Designed to offer the ultimate comfort experience, your Dunlopillo mattress can be enhanced when paired with a Dunlopillo base. Conceived to work in perfect harmony with all of our Dunlopillo mattresses, your Dunlopillo base plays an important part in maintaining the performance and longevity of your mattress.

With a host of options that include the firm edge pocketed base, a wireless adjustable base, a unique slatted base and a supremely stylish ottoman, your comfort and aesthetic style can be tailored just for you.

The Dunlopillo combination of mattresses and bases generate a multitude of comfort levels ensuring that the perfect sleep environment can be personalised to you and your partner's exacting requirements.

Dunlopillo mattresses can not be used on solid plywood or hardboard top beds or divans.



Ottoman (manual or electric)

An ottoman base is an ideal solution if space is limited in your bedroom as it provides generous storage space for linen, towels or clothes.

Manual and electric options available. On the standard ottoman the base lifts easily with the help of gas rams and hinges. The electric ottoman base has an electric motor(s) and is easily operated with the wireless remote control.

Ventilation holes have been drilled in the lid of the ottoman to allow air to circulate through the upholstery fabric and the mattress positioned on top.



Adjustable electric

The ultimate in stylish and functional comfort, the Dunlopillo electrically adjustable bed is a fluid harmony of practicality, innovation and design. The sprung birch wood slats individually flex to your body shape, weight and movement providing a firm yet supportive foundation to your Dunlopillo mattress.

The firmness of the system can also be controlled through the use of cleverly designed comfort adjusters positioned in the lumbar region of the system. Moving the adjusters to the outside edge of the system will create a firmer feel, whilst positioning them centrally will create a softer feel.

Individual remote controls allow you and your partner to adjust the back and leg areas to find your perfect comfort position. The wireless remote control even functions as a torch so you do not have to disturb your partner and can be easily stored away when not in use.



Slatted

The Dunlopillo slatted base incorporates our supremely comfortable sprung birch wood slat system. Driven by our blueprint for comfort, the slat system has been designed to flex to your body weight and movement offering a firmer level of support and comfort compared to the sprung edge base. This system also dramatically increases airflow beneath the mattress, which in turn enhances the natural breathable characteristics of Dunlopillo latex.

The firmness of the system can also be controlled through the use of cleverly designed comfort adjusters positioned in the lumbar region of the system. Moving the adjusters to the outside edge of the system will create a firmer feel, whilst positioning them centrally will create a softer feel.

The slatted base has also been designed to allow for the addition of our solid timber drawer storage options.



Firm edge pocket

Constructed from sustainable timber, the precisely upholstered Dunlopillo firm edge pocket base supports a responsive pocket spring layer that works in perfect harmony with your Dunlopillo mattress. Seated inside a wooden frame the pocket springs soften the comfort of the mattress while providing a firm edge that prevents 'roll off' from the side of the bed.

One piece mattresses are supplied with drop middle firm edge pocket divans to prevent any feeling of a firm ridge in the middle of the bed, while pairs of mattresses, zip and link mattresses for example, are supplied with firm edge all round divan bases, allowing them to be separated to twin beds when required.

Dunlopillo pocket bases have been designed to give you a deeper, softer comfort level while being constructed to allow the addition of solid timber drawer storage options.

Base options

	Sizes available and packaged weights						
	75cm x 200cm	90cm x 190cm	90cm x 200cm	120cm x 190cm	135cm x 190cm	150cm x 200cm	180cm x 200cm
Adjustable electric	✓	×	✓	×	×	✓	✓ ¹
Ottoman (standard and electric)	×	×	✓	×	✓	✓	✓
Slatted	×	✓	✓	✓	✓	✓	✓ ¹
Firm edge pocket	×	✓	✓	✓	✓	✓	✓

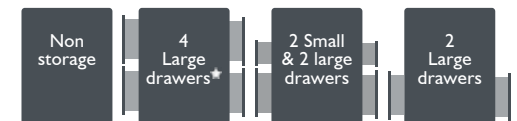
¹ Available as a combination of adjustable in one half and slatted in the other.

See www.dunlopillo.co.uk for full weights

Storage

Adjustable electric, slatted and firm edge pocket bases are available with a choice of three drawer configurations allowing you to add flexible storage to your bedroom.

If you do not require drawers with your base, we also offer a non-storage option. All drawers are assembled from solid hardwood using dovetail joints for strength and glide along smooth operation runners.



★ Vernay and Coniston headboards cannot be paired with the base featuring four large drawers.

If you choose a base with drawers please consider if your room has enough space to open them: bases with drawers will need at least 40cm surrounding space from the side of the bed to enable you to pull the drawers out fully.

	Width	Length	Internal height	Weight limit
Large drawers	78.3cm	52.5cm	15cm	25kg
Small drawers	40.5cm			



Blanket box

This stylish blanket box adds further storage space for your bedroom and is also a useful seating.

Width	Height	Depth
158cm	48cm	48cm



Adjustable electric beds

The Dunlopillo fully adjustable electric bed is the ultimate partner in helping you rest, relax and unwind. The intuitive wireless remote control allows you to find your perfect comfort position and the cleverly designed sprung birch wood slats can themselves be adjusted to find the perfect lumbar tension that suits you and your partner's individual needs.

Wireless control

A Dunlopillo wireless remote control enables you and your partner to independently adjust each side of your Dunlopillo bed to ensure you achieve the very best comfort and a restful night's sleep. The controls have six different adjustable actions that allow you to position your head, back and legs in your ideal comfort position.

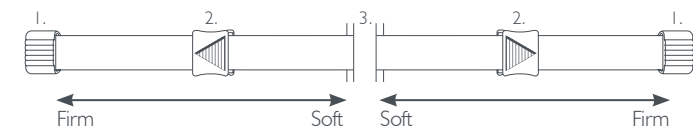
The wireless remote control even functions as a torch so you do not have to disturb your partner and can be easily stored away when not in use.

1. Head and foot end raised
2. Head and foot end lowered
3. Head end raised
4. Head end lowered
5. Foot end raised
6. Foot end lowered
7. Torch



Comfort adjuster slats

The firmness of the slat system on the slatted base and adjustable electric bases can be controlled through the use of cleverly designed comfort adjusters positioned in the lumbar region of the system. Moving the adjusters to the outside edge of the system will create a firmer feel, whilst positioning them centrally will create a softer feel. Other comfort levels can be achieved by moving the adjuster between the soft and firm positions.




1. Slat holders
2. Tension adjuster
3. Fabric centre belt



Headboards

A headboard can be the focal point of any sleep sanctuary by creating a pleasing and reassuring back drop to your room design. Dunlopillo offer a range of seven stylish headboards to accompany your Dunlopillo bed. All of the designs are available in a choice of premium fabrics ensuring the perfect design union between headboard, mattress and base.




Lorton

Upholstered headboard in a traditional design with a main panel of beautiful buttons and pleats in a diamond pattern arrangement.



Santon

Upholstered headboard with a striking brick panel design.



Honour

Upholstered headboard with a row of seams and pulling detailing.



Lindal

Upholstered headboard with twin seam and pull details in the top corners.



Noble

Upholstered vertical paneling for a sleek and sophisticated look.



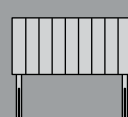
Rydal

Simple and classic upholstered headboard design with row(s) of buttons for added interest.
1 row of buttons for bed fix and 2 rows of buttons for standard height.



Winster

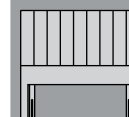
Simple and classic upholstered headboard design.



Bed fix

Upholstered panel height 70cm
Same width as mattress/base

Is a standard headboard design with the upholstered panel on long wooden struts. The wooden struts are the most common form of fitting a headboard to your bed, allowing you to position the upholstered panel in line with the top of the mattress.



Standard height

Height 132cm for Lorton and Santon
Height 135cm for all other headboard designs
Same width as mattress

Is a floor standing headboard design that neatly aligns with the width of your bed. Integrated struts/fixing points allow you to fit the headboard to your base.

	90cm	120cm	135cm	150cm	180cm	90cm	120cm	135cm	150cm	180cm
Lorton, Santon Depth 9cm	✓	✓	✓	✓	✓	✓	✓	✓	✓	✓
Honour, Lindal, Noble, Rydal, Winster Depth 7.5cm	✓	✓	✓	✓	✓	✓	✓	✓	✓	✓

See www.dunlopillo.co.uk for full headboard heights and weights

Fabric

At Dunlopillo we believe the upholstery fabric to be part of the quintessential blueprint for comfort design. Comfort not only encompasses the physical dimension but it transcends the visual dimension as well. Our solution is to provide a choice of premium fabrics that allow you to create a unique environment that can be tailored to your exacting styles and tastes.





Orson
0220



Flynn
0219



Ruben
0217



Chiffon
0224

Rydal headboard options;
• Chiffon fabric all over
• Chiffon with Cool Grey
piping and buttons



Cool Grey
0223

Rydal headboard options;
• Cool Grey fabric all over
• Cool Grey with Chiffon
piping and buttons




Oyster
0221




Sandstorm
0260



Slate
0268




Blackberry
0215




Mulberry
0216



Oatmeal
0212




Petrol
0213




Smoke
0214




Pearl
0247




Phantom
0249



Titanium
0250



Duck Egg
3524




Granite
3504



Plum
3514



Quince
3517




Sky
3496



Stone
3501



Carbon
0301



Umber
0302



Rosewood
0299



Spice
0300



Old Navy
0298



Crushed Silver
0310

Pillows

Drift off to sleep on the Dunlopillo Collection of dreamy pillows. Their blissful blend of comfort and pressure relief will cushion you through the night, leaving you refreshed come morning.

The Signature Collection



Super Comfort

DEEP 100% breathable Dunlopillo latex pillow for instant pressure relief with a soft washable cover for extra comfort.

5 year guarantee
40cm x 68cm



The Signature Collection



Serenity Deluxe

SLIM 100% breathable Dunlopillo latex pillow for instant pressure relief with a soft washable cover for extra comfort.

5 year guarantee
44cm x 70cm





dunlopillo®
NATURAL COMFORT SINCE 1959
The Signature Collection



Guarantee

Dunlopillo Signature Collection mattresses and bases are guaranteed for eight years

If you have purchased an electric ottoman or an adjustable electric divan base the motor is guaranteed for five years and the remote control handset is guaranteed for two years.

Headboards, Super Comfort pillows and Serenity Deluxe pillows are guaranteed for five years.

All claims under the guarantee should be made through the retailer where the bed was purchased.

dunlopillo®

NATURAL COMFORT SINCE 1929

www.dunlopillo.co.uk

Dunlopillo®, Station Mills, Wellington, Somerset, TA21 8NN

Registered in England No. 04209321

A member of Steinhoff UK Holdings Ltd. Registered in England and Wales No. 03738136
Steinhoff UK Holdings Ltd, Fifth Floor, Festival House, Jessop Avenue, Cheltenham,
Gloucestershire, GL50 3SH

Dunlopillo not to be copied without permission. All information correct at time of going to print.
Dunlopillo reserves the right to alter specifications without prior notice.

Colours in this brochure are as accurate as the printing process will allow.

Signature Collection e-copy September 2018.

dunlopillo®

NATURAL COMFORT SINCE 1929

www.dunlopillo.co.uk



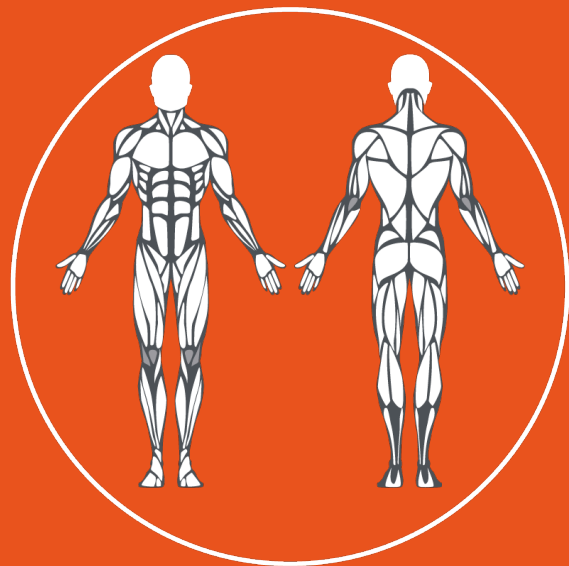
beds for a dynamic life



Your body, your bed	2
Turn energy into motion	2
Sanctuary from your busy life	3
Delivery to fit your hectic schedule	3
Energise	4
Exceed	6
Excel	8
Mattress sizes	10
Practical bases	10
Contemporary headboards	11
On trend fabrics	12
Dunlopillo latex, the natural way to sleep	13

Your body, your bed

We've developed three Dunlopillo GO mattresses; Energise, Exceed and Excel. Each with a different feel and in a range of sizes to ensure there's a perfect model to suit you and your unique body.



Turn energy into motion



Muscles are the engine the body uses to propel itself; they need time to restore and re-energise. There are 650 skeletal muscles in the human body. The supportive nature of Dunlopillo latex relieves tension in these muscles, relaxing them so you sleep better.

Sanctuary from your busy life

Whether you are a fitness enthusiast, have a stressful job, or just want a natural energy boost, Dunlopillo GO's advanced sleep system ensures you always wake up feeling refreshed and energised.



Delivery to fit your hectic schedule

Dunlopillo GO mattresses are available with **Dunlopillo GO Fast** for delivery in 5 working days.

This premium service includes delivery to a room of your choice and we can even take away your old mattress!

(Subject to terms and conditions)



All Dunlopillo GO beds are guaranteed for 8 years



energise mattress shown with vital headboard and ottoman divan in atomic fabric

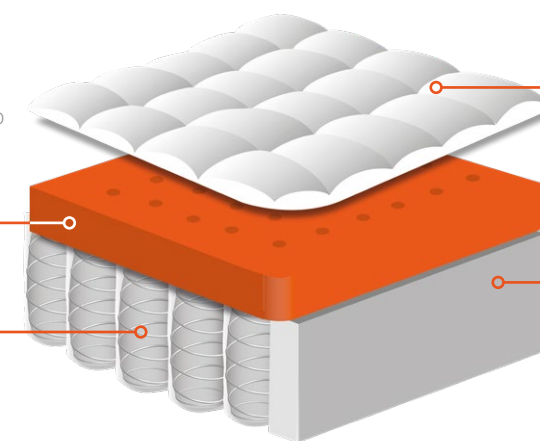


energise.

Featuring a deluxe layer of active Dunlopillo latex, the energise mattress soothes and relaxes your muscles so you awake feeling fully re-charged and energised for the busy day ahead.

Deluxe layer of active Dunlopillo latex provides instant pressure relief, re-energising your body while you sleep.

Advanced pocket spring foundation contours to your body for perfect support.



Premium flexible fabric keeps your body as close as possible to the active latex layer so your body receives maximum relief.

Smart-edge support system designed to offer optimum support across the entire sleeping surface.

Mattress height is 27cm



exceed mattress shown with **verve** headboard and padded top two drawer divan in **dynamic** fabric

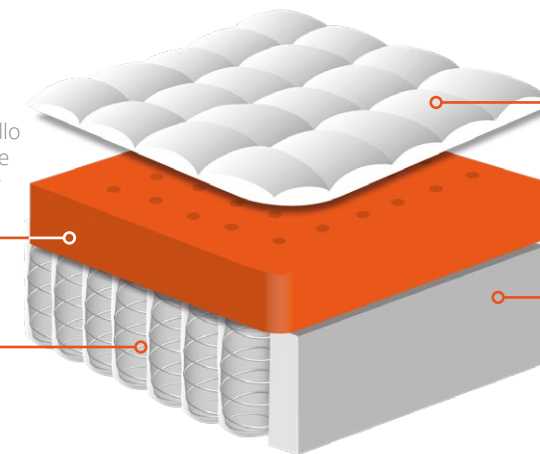


exceed.

With a superior layer of active Dunlopillo latex provides superior pressure relief, rapidly re-energising your body while you sleep. For outstanding muscle relief, you will benefit from an excellent night's sleep so you exceed your expectations throughout the day.

Superior layer of active Dunlopillo latex provides superior pressure relief, rapidly re-energising your body while you sleep.

Advanced pocket spring foundation contours to your body for perfect support.



Premium flexible fabric keeps your body as close as possible to the active latex layer so your body receives maximum relief.

Smart-edge support system designed to offer optimum support across the entire sleeping surface.

Mattress height is 29cm



excel.

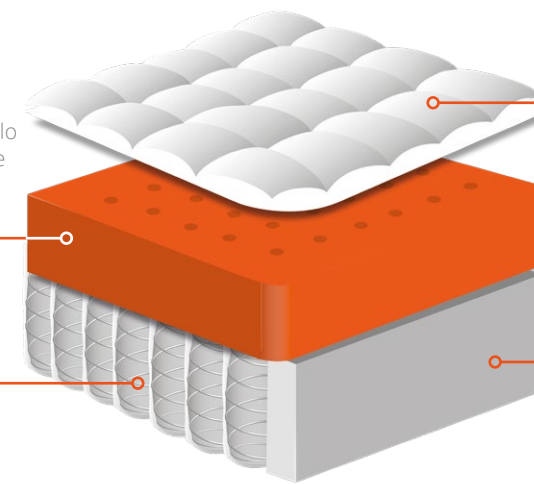
Boasting the ultimate layer of active Dunlopillo latex in the Dunlopillo GO range, your muscles will enjoy maximum relief and relaxation allowing you to excel in whatever you do.

Ultimate layer of active Dunlopillo latex provides the best pressure relief, thoroughly re-energising your body while you sleep.

Premium flexible fabric keeps your body as close as possible to the active latex layer so your body receives maximum relief.

Advanced pocket spring foundation contours to your body for perfect support.

Smart-edge support system designed to offer optimum support across the entire sleeping surface.



Mattress height is 31.5cm

Mattress sizes

Once you've selected the Dunlopillo GO mattress that gives you the best support and comfort choose the size that best suits your space.



Single
90cm (3')



Small Double
120cm (4'0")



Double
135cm (4'6")




King
150cm (5')



Superking
180cm (6')

Practical bases

The next step is to pick the right base. Dunlopillo GO bases have been designed with a range of practical storage solutions so your bedroom can remain clutter-free and a place for relaxation.



padded top with
solid beech legs



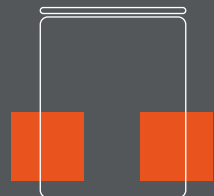
padded top with
polished chrome castors



ottoman with
polished chrome castors



0 drawer




2 drawers



4 drawers




2+2 drawers




ottoman

Contemporary headboards

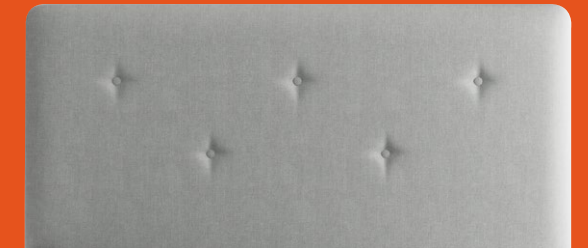
You've selected your perfect Dunlopillo GO mattress. You've chosen the right size. You've picked the base with the storage you need. Now complete your bed with one of our contemporary headboards.



Vital



Verve




Vigour

On trend Fabrics

The final step is to select one of our alluring Fabrics for your headboard and base.



Voltaic



Spirit



Fusion



Atomic



Dynamic



Dunlopillo latex – the natural way to sleep

Environmentally friendly

Dunlopillo latex is one of the most eco-friendly mattress fillings. Latex rubber trees purify over 90 million tons of carbon dioxide a year. All of our natural Dunlopillo latex is sourced from sustainably managed plantations.

Health and wellbeing

Dunlopillo latex has anti-allergenic, anti-bacterial and anti-microbial properties. In addition, the unique properties of Dunlopillo latex promote improved blood circulation for excellent muscle relief.

Durable and breathable

Dunlopillo latex is highly durable and responsive. The unique open cell structure of Dunlopillo latex enables Dunlopillo GO mattresses to be self ventilating and also eliminates the heat build-up associated with memory foam.

Progressive comfort

Thanks to its ability to isolate motion, Dunlopillo latex instantly responds to individual profiles and isolates movements, encouraging muscles to relax for a deeper and more restful sleep.



dunlopillo®

NATURAL COMFORT SINCE 1929



year
guarantee



made in
the UK