



THE **LOUNGE** COLLECTION

Contents

03	INTRODUCTION
04	ALBURY
06	ARLO
09	BELSAY
11	BERGEN
13	ELLIS
16	HANNINGTON
19	HARPER
22	HATTON
25	HURST
28	JACKSON
31	KALIX
33	LUCCA
36	LUND
38	MALMO
40	OSLO
42	RILEY
45	SEATTLE
48	STRATFORD
51	THORNBURY
54	VARDE
56	VIDA
58	WASHINGTON



THE LOUNGE COLLECTION



Lounge

NEXT GENERATION COMFORT FOR RELAXED, CONTEMPORARY LIVING

Subtle details and stylish clean lines, without compromising on comfort.

A deeper and softer sit, allowing you to curl up and relax into the generous cushions.

Modern living with corner, chaise-end and modular sofas and innovative recliner features for the ultimate in indulgent comfort.

Create a style statement in your choice of cover from a contemporary palette of buttery soft leathers to beautiful textured fabric weaves.

Built to last with high quality materials and fillings, our Lounge range also caters for family living including USB charging options and 'worry free', easy to clean fabrics.





Chair shown in Prama Pewter



ergoform®
INTELLIGENT COMFORT

ALBURY

EXCLUSIVELY AT

ScS
Sofas, flooring and furniture

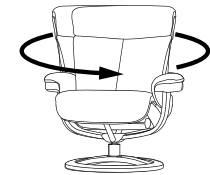


ALBURY

The innovative gliding and rocking function of Albury offers generous comfort. With an effortless reclining mechanism and hidden footrest, Albury also has head and neck support to provide superior comfort. Available as a power recliner with integrated USB charging and metal touch buttons.

AVAILABLE IN FABRIC AND LEATHER.

ScS
Seals, Seating and Furniture



180° SWIVEL



EFFORTLESS RECLINING MECHANISM



ERGONOMICALLY SLOPED FOOTSTOOL

	H	D	W	Seat Height	Seat Depth	Seat Width	Clearance needed for full recline
All dimensions in mm/inches							
Swivel Rocker Power Recliner Chair	1020/40.3	910/35.8	800/31.5	470/18.5	560/22.0	470/18.5	330/13.0

All measurements are approximate and relate to the overall size of the item including soft arm cushions where fitted and back cushions. Power option only. Albury comes with a black base as standard.



Swivel chair shown in Manhattan Burgundy, Large Sofa with Double Power Footrest shown in Libby Sand.



ARLO

EXCLUSIVELY AT





Small Sofa shown in Cambridge Conker.



ARLO

EXCLUSIVELY AT





ARLO

Arlo is the answer to minimal modern living, whilst offering luxurious comfort and a clean, crisp design. Echoing the hallmarks of classic G Plan style, sit back and relax with Arlo's power footrest option.

AVAILABLE IN FABRIC AND LEATHER.

Arlo is available in the following models:



ARMCHAIR



ARMCHAIR WITH POWER FOOTREST



SNUGGLER



SNUGGLER WITH POWER FOOTREST



SMALL SOFA



SMALL SOFA WITH DOUBLE POWER FOOTREST



LARGE SOFA



LARGE SOFA WITH DOUBLE POWER FOOTREST



SWIVEL CHAIR



SWIVEL FOOTSTOOL



STORAGE CUBE FOOTSTOOL

	H	D	W	Seat Height	Seat Depth	Seat Width	Clearance needed for full recline
All dimensions in mm/inches							
Armchair	990/39.0	1030/40.5	960/37.8	510/20.0	550/21.8	570/22.5	-
Armchair with Power Footrest	990/39.0	1030/40.5	960/37.8	510/20.0	550/21.8	570/22.5	-
Snuggler	990/39.0	1030/40.5	1170/46.0	510/20.0	550/21.8	780/30.8	-
Snuggler with Power Footrest	990/39.0	1030/40.5	1170/46.0	510/20.0	550/21.8	780/30.8	-
Small Sofa	990/39.0	1030/40.5	1580/62.0	510/20.0	550/21.8	1190/46.8	-
Small Sofa with Double Power Footrest	990/39.0	1030/40.5	1580/62.0	510/20.0	550/21.8	1190/46.8	-
Large Sofa	990/39.0	1030/40.5	1980/78.0	510/20.0	550/21.8	1590/62.5	-
Large Sofa with Double Power Footrest	990/39.0	1030/40.5	1980/78.0	510/20.0	550/21.8	1590/62.5	-
Swivel Chair	980/38.5	980/38.5	950/37.5	460/18.0	600/23.5	610/37.5	-
Swivel Footstool	430/17.0	430/17.0	730/28.8	-	-	-	-
Storage Cube Footstool	460/18.0	420/16.5	420/16.5	-	-	-	-

All measurements are approximate and relate to the overall size of the item, including soft arm cushions where fitted and back cushions. Show wood is available in a choice of Walnut or Ebony. Swivel Chair and Swivel Footstool units come with a 5 star Chrome base as standard. Available in a selection of fabrics and leathers. Seat cushions are a fixed type. All seat cushions and back cushions are non-reversible. Small & Large Double Power Footrest sofas are delivered in two sections which link together. Scatter cushions are available at extra cost.



Chair shown in Plush Mallard



ergoform®
INTELLIGENT COMFORT

BELSAY

EXCLUSIVELY AT

ScS
Sofas, flooring and furniture

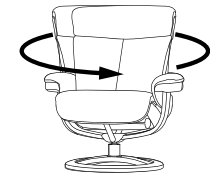


BELSAY

Belsay's premium quality and innovative design ensures unquestionable comfort and style. A patented Comfort-Glide reclining mechanism effortlessly reclines you into your chosen seating position, with an adjustable headrest and enhanced leg support from the freestanding, footstool. Available in two sizes, with wood ring base in a choice of custom finishes.

AVAILABLE IN FABRIC AND LEATHER.

ScS
Seals, Seating and Furniture



360° SWIVEL



EFFORTLESS RECLINING MECHANISM



ADJUSTABLE HEADREST



ERGONOMICALLY SLOPED FOOTSTOOL

	H	D	W	Seat Height	Seat Depth	Seat Width	Clearance needed for full recline
--	---	---	---	-------------	------------	------------	-----------------------------------

All dimensions in mm/inches

Swivel Chair

1000/39.3	780/30.8	750/29.5	420/16.5	470/18.5	490/19.3	340/13.5
-----------	----------	----------	----------	----------	----------	----------

Footstool*

420/16.5	470/18.5	500/19.8	-	-	-	-
----------	----------	----------	---	---	---	---

All measurements are approximate and relate to the overall size of the item including soft arm cushions where fitted and back cushions. Manual option only.
The wooden base is available in a choice of light wood or dark wood. *The footstool is non-optional and is supplied with all chairs.



ergoform®
INTELLIGENT COMFORT

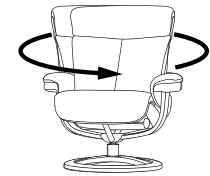
BERGEN



BERGEN

The premium quality and innovative design of Bergen ensures unquestionable comfort and style. A patented Comfort-Glide reclining mechanism effortlessly reclines you into your chosen seating position, with an adjustable headrest and enhanced leg support from the freestanding footstool. Available in two sizes, with wood ring base in a choice of custom finishes.

AVAILABLE IN FABRIC AND LEATHER.



360° SWIVEL



EFFORTLESS RECLINING MECHANISM



ADJUSTABLE HEADREST



ERGONOMICALLY SLOPED FOOTSTOOL

	H	D	W	Seat Height	Seat Depth	Seat Width	Clearance needed for full recline
--	---	---	---	-------------	------------	------------	-----------------------------------

All dimensions in mm/inches

Standard Chair	1070/42.1	760/29.9	770/30.3	450/17.7	500/19.7	500/19.7	430/16.9
Large Chair	1110/43.7	790/31.1	820/32.3	450/17.7	500/19.7	550/21.7	450/17.7
Footstool*	470/18.5	480/18.9	490/19.3	-	-	-	-

*The footstool is supplied as standard with either the regular or large armchair. Neither piece can be bought separately.

All measurements are approximate and relate to the overall size of the item including soft arm cushions where fitted and back cushions. Manual option only. The wooden base is available in a choice of light wood or dark wood. Contrast stitching is available on leather pieces in a selection of leathers. The footstool is non-optional and is supplied with all chairs.



Chair shown in Mamas Cloud, Large Sofa shown in Ultima Mist



ELLIS

Contrast stitching options

Contrast stitching will appear on seat cushions, back cushions, front borders, and arms. Contrast stitching is optional for leather pieces only. There are 16 options for contrast stitching.




Cambridge Sand
Sand stitching



Cambridge Chalk
Beige stitching



Cambridge Cloud
Dark Grey stitching



Cambridge Grey
Beige stitching



Cambridge Stone
Beige stitching



Cambridge Plaster
Beige stitching



Cambridge Putty
Beige stitching




Cambridge Taupe
Beige stitching




Cambridge Tan
Beige stitching




Cambridge Conker
Sand stitching



Cambridge Earth
Sand stitching




Cambridge Buffalo
Sand stitching




Cambridge Navy
Dark Grey stitching



Cambridge Petrol Blue
Dark Grey stitching



Cambridge Slate
Dark Grey stitching



Cambridge Black
Dark Grey stitching

Main cover and contrast stitching options can't be swapped.
If contrast stitching is not selected, the furniture will be supplied with self-coloured stitching.



Small Sofa shown in Cambridge Chalk



ELLIS



ELLIS

Clean, crisp lines and distinctive back cushion detailing. Ellis embodies a modern, timeless style. For ultimate comfort, Ellis offers the option of an additional headrest and lumbar support for tailored comfort on power units.

AVAILABLE IN FABRIC AND LEATHER. CONTRAST STITCHING AVAILABLE ON LEATHER PIECES.

Ellis is available in the following models:



LARGE SOFA



SMALL SOFA



ARMCHAIR



SMALL UNIT
(LHF/RHF)



ARMLESS CURVED UNIT



LARGE DOUBLE RECLINER
SOFA
(MANUAL/POWER)



SMALL DOUBLE RECLINER
SOFA
(MANUAL/POWER)



RECLINER ARMCHAIR
(MANUAL/POWER)



SMALL RECLINER UNIT
(LHF/RHF)(MANUAL/POWER)



LARGE DOUBLE RECLINER
SOFA WITH HEADREST &
LUMBAR
(POWER)



SMALL DOUBLE RECLINER
SOFA WITH HEADREST &
LUMBAR
(POWER)



RECLINER ARMCHAIR WITH
HEADREST & LUMBAR
(POWER)



SMALL RECLINER UNIT WITH
HEADREST & LUMBAR
(LHF/RHF)(POWER)



FOOTSTOOL



STORAGE FOOTSTOOL

	H	D	W	Seat Height	Seat Depth	Seat Width	Clearance needed for full recline
All dimensions in mm/inches							
Armchair	1070/42.3	1060/41.8	1000/39.3	520/20.5	530/20.8	480/19.0	-
Recliner Armchair (Manual/Power)	1070/42.3	1060/41.8	1000/39.3	520/20.5	530/20.8	480/19.0	80/3.3
Recliner Armchair with Headrest & Lumbar (Power)	1070/42.3	1060/41.8	1000/39.3	520/20.5	530/20.8	480/19.0	80/3.3
Small Sofa	1070/42.3	1060/41.8	1700/67.0	520/20.5	530/20.8	1180/46.5	-
Small Double Recliner Sofa (Manual/Power)	1070/42.3	1060/41.8	1700/67.0	520/20.5	530/20.8	1180/46.5	80/3.3
Small Double Recliner Sofa with Headrest & Lumbar (Power)	1070/42.3	1060/41.8	1700/67.0	520/20.5	530/20.8	1180/46.5	80/3.3
Large Sofa	1070/42.3	1060/41.8	2000/78.8	520/20.5	530/20.8	1480/58.3	-
Large Double Recliner Sofa (Manual/Power)	1070/42.3	1060/41.8	2000/78.8	520/20.5	530/20.8	1480/58.3	80/3.3
Large Double Recliner Sofa with Headrest & Lumbar (Power)	1070/42.3	1060/41.8	2000/78.8	520/20.5	530/20.8	1480/58.3	80/3.3
Small Unit (LHF/RHF)	1070/42.3	1060/41.8	850/33.5	520/20.5	530/20.8	590/23.3	-
Small Recliner Unit (LHF/RHF)(Manual/Power)	1070/42.3	1060/41.8	850/33.5	520/20.5	530/20.8	590/23.3	80/3.3
Small Recliner Unit with Headrest & Lumbar (LHF/RHF)(Power)	1070/42.3	1060/41.8	850/33.5	520/20.5	530/20.8	590/23.3	80/3.3
Armless Curved Unit	1070/42.3	1060/41.8	780/30.8 500/19.8	520/20.5	530/20.8	500/19.8	-
Footstool	420/16.5	560/22.0	710/28.0	-	-	-	-
Storage Footstool	420/16.5	560/22.0	710/28.0	-	-	-	-

All measurements are approximate and relate to the overall size of the item, including soft arm cushions where fitted and back cushions. All furniture is supplied on fixed feet. Castors are available as an option on static pieces only. Available in a selection of fabrics and leathers. Contrast stitch is available on selected leathers. Recliners are available in manual or power versions. Power versions have touch buttons with a USB charging port. Power recliner pieces have the option of a headrest/lumbar support. Seat cushions are a chaise-style fixed type. All seat cushions and back cushions are non-reversible. Small & Large recliner sofas are delivered in two sections which link together. Our recliner furniture requires room to recline. LHF = left-hand facing action when viewed from the front. RHF = right-hand facing action when viewed from the front. Please note: recliner furniture with headrest/lumbar functionality will require a purchase of two rechargeable power packs for remote operation. Please follow the instructions to ensure these are connected correctly. Scatter cushions are available at extra cost.



3 Seater Sofa , Chair and Footstool shown in Serene Sand
(Scatter cushions are stylists own)



HANNINGTON

EXCLUSIVELY AT



Contrast stitching options

Contrast stitching will appear on seat cushions, back cushions, front borders, and arms. Contrast stitching is optional for leather pieces only. There are 16 options for contrast stitching.




Cambridge Sand
Sand stitching




Cambridge Chalk
Beige stitching



Cambridge Cloud
Dark Grey stitching



Cambridge Grey
Beige stitching



Cambridge Stone
Beige stitching




Cambridge Plaster
Beige stitching



Cambridge Putty
Beige stitching




Cambridge Taupe
Beige stitching




Cambridge Tan
Beige stitching




Cambridge Conker
Sand stitching




Cambridge Earth
Sand stitching




Cambridge Buffalo
Sand stitching




Cambridge Navy
Dark Grey stitching



Cambridge Petrol Blue
Dark Grey stitching



Cambridge Slate
Dark Grey stitching



Cambridge Black
Dark Grey stitching

Main cover and contrast stitching options can't be swapped.
If contrast stitching is not selected, the furniture will be supplied with self-coloured stitching.



3 Seater Sofa shown in Cambridge Tan



EXCLUSIVELY AT





HANNINGTON

Contemporary styling with indulgent comfort; The Hannington is a luxurious addition to your home. The generous proportions and optional contrast stitching provides a modern touch.

AVAILABLE IN FABRIC AND LEATHER. CONTRAST STITCHING AVAILABLE ON LEATHER PIECES.

EXCLUSIVELY AT



Hannington is available in the following models:



3 SEATER SOFA



3 SEATER RECLINER SOFA



2 SEATER SOFA



2 SEATER RECLINER SOFA



ARMCHAIR



RECLINER CHAIR



FOOTSTOOL



STORAGE
FOOTSTOOL

	H	D	W	Seat Height	Seat Depth	Seat Width	Clearance needed for full recline
All dimensions in mm/inches							
Armchair	1034/40.7	1036/40.8	1029/40.5	534/21.0	552/21.7	432/17.0	-
2 Seater Sofa	1034/40.7	1036/40.8	1791/70.5	534/21.0	552/21.7	1194/47.0	-
3 Seater Sofa (double - 2 cushion)	1034/40.7	1036/40.8	2095/82.5	534/21.0	552/21.7	1499/59.0	-
Footstool	415/16.4	555/21.9	705/27.8	-	-	-	-
Storage Footstool	415/16.4	555/21.9	705/27.8	-	-	-	-
Recliner Chair	1034/40.7	1036/40.8	1029/40.5	534/21.0	552/21.7	432/17.0	25/1
2 Seater Recliner Sofa (double)	1034/40.7	1036/40.8	1791/70.5	534/21.0	552/21.7	1194/47.0	25/1
3 Seater Recliner Sofa (double - 2 cushion)	1034/40.7	1036/40.8	2095/82.5	534/21.0	552/21.7	1499/59.0	25/1

All measurements are approximate and relate to the overall size of the item including soft arm cushions where fitted and back cushions. All furniture supplied on fixed feet. Show wood feet in a choice of finishes are available on static pieces only. Castors are available on static pieces without show wood only. Recliner available in manual or power versions. Power versions have touch buttons with USB charging point. 2 seater and 3 seater double recliners are delivered in two sections which link together. Seat cushions are a fixed type. 3 seater sofas in this range have 2 seat/back cushions. Our recliner furniture requires room to recline. Contrast stitching is available as an option on selected leather covers. Please refer to the swatch in store. Scatter cushions are available at extra cost.



Curved Small Sofa shown in Ultima Slate




HARPER

Contrast stitching options

Contrast stitching will appear on seat cushions, back cushions, front borders, and arms. Contrast stitching is optional for leather pieces only. There are 16 options for contrast stitching.




Cambridge Sand
Sand stitching




Cambridge Chalk
Beige stitching



Cambridge Cloud
Dark Grey stitching



Cambridge Grey
Beige stitching



Cambridge Stone
Beige stitching




Cambridge Plaster
Beige stitching



Cambridge Putty
Beige stitching




Cambridge Taupe
Beige stitching




Cambridge Tan
Beige stitching



Cambridge Conker
Sand stitching



Cambridge Earth
Sand stitching




Cambridge Buffalo
Sand stitching




Cambridge Navy
Dark Grey stitching



Cambridge Petrol Blue
Dark Grey stitching



Cambridge Slate
Dark Grey stitching



Cambridge Black
Dark Grey stitching

Main cover and contrast stitching options can't be swapped.
If contrast stitching is not selected, the furniture will be supplied with self-coloured stitching.



Small Sofa shown in Cambridge Chalk



HARPER



HARPER

Clean, sleek lines combined with deep sumptuous seats make Harper a contemporary choice. Considered design with a unique curved option allowing you to utilise your space. And, the option of additional headrest and lumbar support for customised comfort on power units.

AVAILABLE IN FABRIC AND LEATHER. CONTRAST STITCHING AVAILABLE ON LEATHER PIECES.

Harper is available in the following models:



LARGE SOFA



SMALL SOFA



ARMCHAIR



SMALL UNIT
(LHF/RHF)



ARMLESS CURVED UNIT



LARGE DOUBLE RECLINER
SOFA
(MANUAL/POWER)



SMALL DOUBLE RECLINER
SOFA
(MANUAL/POWER)



RECLINER ARMCHAIR
(MANUAL/POWER)



SMALL RECLINER UNIT
(LHF/RHF)(MANUAL/POWER)



LARGE DOUBLE RECLINER
SOFA WITH HEADREST &
LUMBAR
(POWER)



SMALL DOUBLE RECLINER
SOFA WITH HEADREST &
LUMBAR
(POWER)



RECLINER ARMCHAIR WITH
HEADREST & LUMBAR
(POWER)



SMALL RECLINER UNIT WITH
HEADREST & LUMBAR
(LHF/RHF)(POWER)



FOOTSTOOL



STORAGE FOOTSTOOL

	H	D	W	Seat Height	Seat Depth	Seat Width	Clearance needed for full recline
--	---	---	---	-------------	------------	------------	-----------------------------------

All dimensions in mm/inches

Armchair	1070/42.3	1060/41.8	1000/39.3	520/20.5	530/20.8	480/19.0	-
Recliner Armchair (Manual/Power)	1070/42.3	1060/41.8	1000/39.3	520/20.5	530/20.8	480/19.0	80/3.3
Recliner Armchair with Headrest & Lumbar (Power)	1070/42.3	1060/41.8	1000/39.3	520/20.5	530/20.8	480/19.0	80/3.3
Small Sofa	1070/42.3	1060/41.8	1700/67.0	520/20.5	530/20.8	1180/46.5	-
Small Double Recliner Sofa (Manual/Power)	1070/42.3	1060/41.8	1700/67.0	520/20.5	530/20.8	1180/46.5	80/3.3
Small Double Recliner Sofa with Headrest & Lumbar (Power)	1070/42.3	1060/41.8	1700/67.0	520/20.5	530/20.8	1180/46.5	80/3.3
Large Sofa	1070/42.3	1060/41.8	2000/78.8	520/20.5	530/20.8	1480/58.3	-
Large Double Recliner Sofa (Manual/Power)	1070/42.3	1060/41.8	2000/78.8	520/20.5	530/20.8	1480/58.3	80/3.3
Large Double Recliner Sofa with Headrest & Lumbar (Power)	1070/42.3	1060/41.8	2000/78.8	520/20.5	530/20.8	1480/58.3	80/3.3
Small Unit (LHF/RHF)	1070/42.3	1060/41.8	850/33.5	520/20.5	530/20.8	590/23.3	-
Small Recliner Unit (LHF/RHF)(Manual/Power)	1070/42.3	1060/41.8	850/33.5	520/20.5	530/20.8	590/23.3	80/3.3
Small Recliner Unit with Headrest & Lumbar (LHF/RHF)(Power)	1070/42.3	1060/41.8	850/33.5	520/20.5	530/20.8	590/23.3	80/3.3
Armless Curved Unit	1070/42.3	1060/41.8	780/30.8 500/19.8	520/20.5	530/20.8	500/19.8	-
Footstool	420/16.5	560/22.0	710/28.0	-	-	-	-
Storage Footstool	420/16.5	560/22.0	710/28.0	-	-	-	-

All measurements are approximate and relate to the overall size of the item, including soft arm cushions where fitted and back cushions. All furniture is supplied on fixed feet. Castors are available as an option on static pieces only. Available in a selection of fabrics and leathers. Contrast stitch is available on selected leathers. Recliners are available in manual or power versions. Power versions have touch buttons with a USB charging port. Power recliner pieces have the option of a headrest/lumbar support. Seat cushions are a chaise-style fixed type. All seat cushions and back cushions are non-reversible. Small & Large recliner sofas are delivered in two sections which link together. Our recliner furniture requires room to recline. LHF = left-hand facing action when viewed from the front. RHF = right-hand facing action when viewed from the front. Please note: recliner furniture with headrest/lumbar functionality will require a purchase of two rechargeable power packs for remote operation. Please follow the instructions to ensure these are connected correctly. Scatter cushions are available at extra cost.



3 Seater Pillow-Back Sofa shown in Sea Stone
with Malta Autumn Pillows




HATTON

Contrast stitching options

Contrast stitching will appear on seat cushions, back cushions, front borders, and arms. Contrast stitching is optional for leather pieces only. There are 16 options for contrast stitching.




Cambridge Sand
Sand stitching




Cambridge Chalk
Beige stitching



Cambridge Cloud
Dark Grey stitching



Cambridge Grey
Beige stitching



Cambridge Stone
Beige stitching



Cambridge Plaster
Beige stitching



Cambridge Putty
Beige stitching




Cambridge Taupe
Beige stitching




Cambridge Tan
Beige stitching



Cambridge Conker
Sand stitching



Cambridge Earth
Sand stitching




Cambridge Buffalo
Sand stitching




Cambridge Navy
Dark Grey stitching



Cambridge Petrol Blue
Dark Grey stitching



Cambridge Slate
Dark Grey stitching



Cambridge Black
Dark Grey stitching

Main cover and contrast stitching options can't be swapped.
If contrast stitching is not selected, the furniture will be supplied with self-coloured stitching.



3 Seater Formal-Back Sofa shown in Cambridge Chalk



HATTON



HATTON

The generous, deep seats of Hatton deliver indulgent comfort, whilst a choice of formal or pillow-back cushions allow you to tailor the design to suit your style. With a range of elegant fabrics and sumptuous fillings, the gentle curves on our pillows and cushions offer soft, smart sophistication. The additional option of an innovative footrest mechanism effortlessly glides you into your chosen position, with integrated USB charging to allow you to relax in style.

AVAILABLE IN FABRIC AND LEATHER. CONTRAST STITCHING AVAILABLE ON LEATHER PIECES.

Hatton is available in the following models:



3 SEATER
FORMAL-BACK
SOFA



3 SEATER
FORMAL-BACK
SOFA (DOUBLE) WITH
POWER FOOTREST



3 SEATER
PILLOW-BACK
SOFA



3 SEATER
PILLOW-BACK
SOFA (DOUBLE) WITH
POWER FOOTREST



2 SEATER
FORMAL-BACK
SOFA



2 SEATER
FORMAL-BACK
SOFA (DOUBLE) WITH
POWER FOOTREST



2 SEATER
PILLOW-BACK
SOFA



2 SEATER
PILLOW-BACK
SOFA (DOUBLE) WITH
POWER FOOTREST



SNUGGLER



SNUGGLER
WITH POWER
FOOTREST



ARMCHAIR



ARMCHAIR
WITH POWER
FOOTREST



FOOTSTOOL

	H	D	W	Seat Height	Seat Depth	Seat Width
All dimensions in mm/inches						
Armchair	960/37.8	1020/40.2	1030/40.6	520/20.5	570/22.5	590/23.3
Snuggler	960/37.8	1020/40.2	1260/49.6	520/20.5	570/22.5	820/32.3
2 Seater Formal-Back Sofa	960/37.8	1020/40.2	1650/65.0	520/20.5	570/22.5	1210/47.6
2 Seater Pillow-Back Sofa	920/36.2	1020/40.2	1650/65.0	520/20.5	570/22.5	1210/47.6
3 Seater Formal-Back Sofa	960/37.8	1020/40.2	2070/81.5	520/20.5	570/22.5	1630/64.2
3 Seater Pillow-Back Sofa	920/36.2	1020/40.2	2070/81.5	520/20.5	570/22.5	1630/64.2
Footstool	330/13.0	480/19.0	920/36.3	-	-	-
Armchair with Power Footrest	960/37.8	1020/40.2	1030/40.6	520/20.5	570/22.5	590/23.3
Snuggler with Power Footrest	960/37.8	1020/40.2	1260/49.6	520/20.5	570/22.5	820/32.3
2 Seater Formal-Back Sofa (double) with Power Footrest	960/37.8	1020/40.2	1650/65.0	520/20.5	570/22.5	1210/47.6
2 Seater Pillow-Back Sofa (double) with Power Footrest	920/36.2	1020/40.2	1650/65.0	520/20.5	570/22.5	1210/47.6
3 Seater Formal-Back Sofa (double) with Power Footrest	960/37.8	1020/40.2	2070/81.5	520/20.5	570/22.5	1630/64.2
3 Seater Pillow-Back Sofa (double) with Power Footrest	920/36.2	1020/40.2	2070/81.5	520/20.5	570/22.5	1630/64.2

All measurements are approximate and relate to the overall size of the item including soft arm cushions where fitted and back cushions. All furniture supplied on show wood feet in a choice of finishes. Optional power footrest has touch buttons with USB charging point. 2 and 3 seater double footrest sofas are delivered in 2 sections which link together. Seat cushions and back cushions on soft cover chairs/sofas are reversible. 3 seater and 2 seater soft cover sofas are available in a pillow-back option, with your choice of accent fabric featured on one side of the pillows. The reverse of the pillows will always feature the same fabric as the sofa. Contrast stitching is available as an option on selected leathers. Scatter cushions are available at an extra cost.



Large Sofa with Curved Storage Unit shown in Roche Cloud and Plush Mallard
(Scatter cushions are stylists own)



HURST



Armchair and Small Sofa shown in Plush Mallard and Texas Tan
(Scatter cushions are stylists own)



HURST



HURST

Designed for modern living, Hurst's eye-catching design adds sophistication to any space. With clean lines and geometric detailing, Hurst embodies pure elegance. Full and sumptuous cushions deliver a relaxed, comfortable sit, whilst premium arm pads offer additional comfort. With modular options, Hurst offers the opportunity to build your perfect combination - including the option of a smart, curved storage unit.

AVAILABLE IN FABRIC AND LEATHER.

Hurst is available in the following models:



Large Sofa



Small Sofa



Armchair



Large LHF Unit
(RHF available)



Small LHF Unit
(RHF available)



Armless Unit



Armless Curved Unit



Large Sofa Double Recliner
(Manual/Power available)



Small Sofa Double Recliner
(Manual/Power available)



Recliner Chair
(Manual/Power available)



Large LHF Recliner Unit
(RHF available)
(Manual/Power available)



Small LHF Recliner Unit
(RHF available)
(Manual/Power available)



Curved Storage Unit



Footstool

	H	D	W	Seat Height	Seat Depth	Seat Width	Clearance needed for full recline
All dimensions in mm/inches							
Armchair	1030/40.5	960/38.3	1030/40.5	530/21.0	530/21.0	530/21.0	-
Recliner Chair (Manual/Power)	1030/40.5	960/38.3	1030/40.5	530/21.0	530/21.0	530/21.0	110/4.5
Small Sofa	1030/40.5	960/38.3	1640/64.5	530/21.0	530/21.0	1140/45.0	-
Small Double Recliner Sofa (Manual/Power)	1030/40.5	960/38.3	1640/64.5	530/21.0	530/21.0	1140/45.0	110/4.5
Large Sofa	1030/40.5	960/38.3	1920/75.5	530/21.0	530/21.0	1420/56.0	-
Large Double Recliner Sofa (Manual/Power)	1030/40.5	960/38.3	1920/75.5	530/21.0	530/21.0	1420/56.0	110/4.5
Small Unit (LHF/RHF)	1030/40.5	960/38.3	820/32.3	530/21.0	530/21.0	570/22.5	-
Small Recliner Unit (LHF/RHF)(Manual/Power)	1030/40.5	960/38.3	820/32.3	530/21.0	530/21.0	570/22.5	110/4.5
Large Unit (LHF/RHF)	1030/40.5	960/38.3	960/37.8	530/21.0	530/21.0	710/28.0	-
Large Recliner Unit (LHF/RHF)(Manual/Power)	1030/40.5	960/38.3	960/37.8	530/21.0	530/21.0	710/28.0	110/4.5
Armless Unit	1030/40.5	960/38.3	500/19.8	530/21.0	530/21.0	500/19.8	-
Armless Curved Unit	1030/40.5	960/38.3	500/19.8 (front) 750/29.5 (back)	530/21.0	530/21.0	500/19.8	-
Curved Storage Unit	760/30.0	960/38.3	500/19.8 (front) 750/29.5 (back)	530/22.0	560/22.0	-	-
Footstool	420/16.5	510/20.0	650/25.5	-	-	-	-

All measurements are approximate and relate to the overall size of the item including soft arm cushions where fitted and back cushions. All furniture supplied on show wood legs as standard. Recliners are available in manual or power versions. The power versions have touch buttons and a USB charging port. Contrast stitch available on selected leathers. Large and small double recliner sofas are delivered in two sections that link together. LHF = left-hand facing action when viewed from the front. RHF = right-hand facing action when viewed from the front. Seat cushions and back cushions are non-reversible. Our recliner furniture requires room to recline. Scatter cushions are available at extra cost.



JACKSON

Corner Chaise Sofa and Footstool shown in Zahara Smoke
(Scatter cushions are stylists own)



3 Seater Sofa and Chair shown in Cambridge Petrol Blue
(Scatter cushions are stylists own)



JACKSON



JACKSON

Stylish sweeping arms with soft indulgent arm pads cradle the luxurious deep seats of Jackson, for the ultimate in contemporary comfort. Perfectly finished with sleek piping, brushed metal or show wood feet and optional contrast stitch detailing on leather. Power recliners can be tailored to your comfort needs with integrated USB charging.

AVAILABLE IN FABRIC AND LEATHER.

Jackson is available in the following models:



3 CORNER CHAISE SOFA LHF
(RHF ALSO AVAILABLE)



3 CORNER CHAISE SINGLE
RECLINER SOFA LHF
(RHF ALSO AVAILABLE)



3 CORNER 1 SOFA LHF
(RHF ALSO AVAILABLE)



3 CORNER 1 SINGLE
RECLINER SOFA LHF
(RHF ALSO AVAILABLE)



CURVED CORNER UNIT



RHF CHAISE UNIT
(LHF ALSO AVAILABLE)



ARMLESS UNIT



3 SEATER SOFA
(2 CUSHION)



3 SEATER RECLINER SOFA
(2 CUSHION)



2 SEATER SOFA



2 SEATER RECLINER SOFA



ARMCHAIR



RECLINER CHAIR



RHF UNIT
(LHF ALSO AVAILABLE)



LHF RECLINER UNIT
(RHF ALSO AVAILABLE)



FOOTSTOOL
(STORAGE FOOTSTOOL ALSO AVAILABLE)

	H	D	W	Seat Height	Seat Depth	Seat Width	Clearance needed for full recline
--	---	---	---	-------------	------------	------------	-----------------------------------

All dimensions in mm/inches

Armchair	1070/42.0	960/37.8	1080/42.5	535/21.0	550/21.8	490/19.3	-
2 Seater Sofa	1070/42.0	960/37.8	1660/65.5	535/21.0	550/21.8	1100/43.3	-
3 Seater Sofa (2 cushion)	1070/42.0	960/37.8	1940/76.3	535/21.0	550/21.8	1380/54.3	-
Footstool	470/18.5	590.5/23.3	743/29.3	-	-	-	-
Storage Footstool	470/18.5	590.5/23.3	743/29.3	-	-	-	-
Recliner Chair	1070/42.0	960/37.8	1080/42.5	535/21.0	550/21.8	490/19.3	100/4
2 Seater Recliner Sofa (double)	1070/42.0	960/37.8	1660/65.5	535/21.0	550/21.8	1100/43.3	100/4
3 Seater Recliner Sofa (double - 2 cushion)	1070/42.0	960/37.8	1940/76.3	535/21.0	550/21.8	1380/54.3	100/4
3 Corner 1 Sofa (LHF/RHF)	1070/42.0	2070/81.5	2850/112.2	535/21.0	550/21.8	-	-
3 Corner 1 Recliner Sofa (LHF/RHF)	1070/42.0	2070/81.5	2850/112.2	535/21.0	550/21.8	-	100/4
3 Corner Chaise Sofa (LHF/RHF)	1070/42.0	2470/97.2	2850/112.2	535/21.0	550/21.8	-	-
3 Corner Chaise Sofa with Recliner (LHF/RHF)	1070/42.0	2470/97.2	2850/112.2	535/21.0	550/21.8	-	100/4
Curved Corner Unit	1070/42.0	1100/42.0	1540/57.0	535/21.0	610/24.0	970/38.3	-
LHF/RHF Chaise Unit	1070/42.0	960/37.8	1370/54.0	535/21.0	550/21.8	1370/54.0	-
Armless Unit	1070/42.0	960/37.8	780/30.8	535/21.0	550/21.8	780/30.5	-
LHF/RHF Unit	1070/42.0	960/37.8	970/38.5	535/21.0	550/21.8	690/27.3	-
LHF/RHF Recliner Unit	1070/42.0	960/37.8	970/38.5	535/21.0	550/21.8	690/27.3	100/4

All measurements are approximate and relate to the overall size of the item including soft arm cushions where fitted and back cushions. All furniture supplied on feet in a choice of show wood or brushed chrome finishes. Recliners available in manual or power versions. Power versions have touch buttons with USB charging point. 2 seater and 3 seater double recliners are delivered in two sections which link together. Corner/chaise sofas are delivered in sections which link together. Contrast stitching is available as an option on selected leather covers, please refer to the swatch in store. Seat cushions are a chaise style fixed type. Our recliner furniture requires room to recline. Scatter cushions are available at extra cost.



Chair and Footstool shown in Shore Oatmeal



ergoform®
INTELLIGENT COMFORT

KALIX

EXCLUSIVELY AT

Furniture
Village



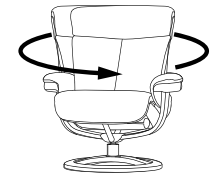
KALIX

The premium quality and innovative design of Kalix ensures unquestionable comfort, style and stability. A patented Comfort-Glide™ reclining mechanism effortlessly reclines you into your chosen seating position, with an adjustable headrest and enhanced leg support from the freestanding footstool. With a laminated wood ring base in a selection of custom finishes, Kalix delivers on both style and function.

AVAILABLE IN FABRIC AND LEATHER.

EXCLUSIVELY AT

Furniture
Village



360° SWIVEL



EFFORTLESS RECLINING MECHANISM



ADJUSTABLE HEADREST



ERGONOMICALLY SLOPED FOOTSTOOL

	H	D	W	Seat Height	Seat Depth	Seat Width	Clearance needed for full recline
--	---	---	---	-------------	------------	------------	-----------------------------------

All dimensions in mm/inches

Armchair	1020/40.2	770/30.3	790/31.1	450/17.7	500/19.7	500/19.7	430/16.9
Large Armchair	1060/41.7	800/31.5	840/33.1	450/17.7	500/19.7	550/21.7	450/17.7
Footstool*	470/18.5	480/18.9	490/19.3	-	-	-	-

*The footstool is supplied as standard with either the regular or large armchair. Neither piece can be bought separately.

All measurements are approximate and relate to the overall size of the item including soft arm cushions where fitted and back cushions. Manual option only. The wooden base is available in a choice of light wood or dark wood. The footstool is non-optional and is supplied with all chairs.



2 Seater Sofa shown in Arola Sky
(Scatter cushions in Lisbon Summer)



LUCCA

EXCLUSIVELY AT





3 Seater Sofa shown in Cambridge Petrol Blue



LUCCA

EXCLUSIVELY AT

Furniture
Village



LUCCA

Lucca's deep proportions and high back offer indulgent comfort. Sweeping arms with luxurious padding cradle the sumptuous cushions, which offer a deep and comfortable sit. Sleek stitching details offer contemporary style. Lucca's feet are available in a choice of show wood or brushed chrome finishes. Choose from a range of beautiful fabrics and leathers to suit your style.

AVAILABLE IN FABRIC AND LEATHER.

EXCLUSIVELY AT



Lucca is available in the following models:



3 SEATER SOFA



3 SEATER DOUBLE RECLINER SOFA



2 SEATER SOFA



2 SEATER DOUBLE RECLINER SOFA



ARMCHAIR



RECLINER CHAIR



FOOTSTOOL



STORAGE
FOOTSTOOL

	H	D	W	Seat Height	Seat Depth	Seat Width	Clearance needed for full recline
All dimensions in mm/inches							
Armchair	1020/40.3	980/38.5	1060/41.8	530/21.0	520/20.5	610/24.0	-
Recliner Armchair (Manual/Power)	1020/40.3	980/38.5	1060/41.8	530/21.0	520/20.5	610/24.0	100/4.0
2 Seater Sofa	1020/40.3	980/38.5	1670/65.8	530/21.0	520/20.5	1220/48.0	-
2 Seater Double Recliner Sofa (Manual/Power)	1020/40.3	980/38.5	1670/65.8	530/21.0	520/20.5	1220/48.0	100/4.0
3 Seater Sofa	1020/40.3	980/38.5	1950/76.8	530/21.0	520/20.5	1500/59.0	-
3 Seater Double Recliner Sofa (Manual/Power)	1020/40.3	980/38.5	1950/76.8	530/21.0	520/20.5	1500/59.0	100/4.0
Footstool	470/18.5	590/23.3	740/29.0	-	-	-	-
Storage Footstool	470/18.5	590/23.3	740/29.0	-	-	-	-

All measurements are approximate and relate to the overall size of the item including soft arm cushions where fitted and back cushions. All furniture supplied on feet in a choice of show wood or brushed chrome finishes. Recliners are available in manual or power versions. The power versions have touch buttons and a USB charging port. 2 seater and 3 seater double recliners are delivered in two sections that link together. Seat cushions are a chaise style fixed type. Our recliner furniture requires room to recline.

Scatter cushions are available at extra cost.



Chair and Footstool shown in Cambridge Stone



ergoform[®]
INTELLIGENT COMFORT

LUND



LUND

Clean, straight lines and slim arm details give Lund contemporary style. A unique Ergo-Tilt function, 360 degree swivel mechanism and adjustable headrest allow you to customise your comfort. Choose from a matt black or brushed chrome base to complete the finishing touches.

AVAILABLE IN FABRIC AND LEATHER.



360° SWIVEL



EFFORTLESS RECLINING MECHANISM



ADJUSTABLE HEADREST



ERGO-TILT



ERGONOMICALLY SLOPED FOOTSTOOL

	H	D	W	Seat Height	Seat Depth	Seat Width	Clearance needed for full recline
--	---	---	---	-------------	------------	------------	-----------------------------------

All dimensions in mm/inches

Chair	1050/41.3	850/33.5	850/33.5	450/17.7	510/20.1	500/19.7	320/12.6
Footstool*	400/15.8	430/16.9	490/19.3	-	-	-	-

*The footstool is supplied as standard with the Chair. Neither piece can be bought separately.

All measurements are approximate and relate to the overall size of the item including soft arm cushions where fitted and back cushions. Manual option only. The 5 star base is available in a chrome or black finish. The side panels come in an option of light wood or dark wood. Contrast stitching is available on leather pieces in a selection of leathers. The footstool is non-optional and is supplied with all chairs.



Chair shown in Stingray Platinum



ergoform®
INTELLIGENT COMFORT

MALMO



MALMO

The innovative gliding and rocking function* of Malmo offers generous comfort. With an effortless reclining mechanism and hidden footrest, Malmo also has adjustable head and neck support to provide superior support. Choose from two distinct sizes to find your perfect fit. Available as a manual recliner or power recliner with integrated USB charging.

AVAILABLE IN FABRIC AND LEATHER.



	H	D	W	Seat Height	Seat Depth	Seat Width	Clearance needed for full recline
All dimensions in mm/inches							
Armchair	1010/39.8	950/37.4	800/31.5	480/18.9	600/23.6	500/19.7	400/15.8
Large Armchair	1010/39.8	970/38.2	880/34.7	480/18.9	600/23.6	580/22.8	400/15.8

All measurements are approximate and relate to the overall size of the item including soft arm cushions where fitted and back cushions. Manual and Power option with integrated USB charging available. Power versions also have a battery back-up option (we recommend you switch off USB charging when not in use, to prolong battery life). Contrast stitching is available on leather pieces in a selection of leathers.

*On the manual option, to stop the chair from gliding/rocking, you can use the lock lever which is located at the back of the chair by using your foot. [Please visit our user guide for more information on how to operate the manual lever.](#)

Both the manual and power options of the Malmo chair also come with an integrated safety lock which is automatically enabled when you recline back to approximately 65 degrees. At this point, the chair will stop gliding/rocking, even if the lever is 'unlocked' on the manual chair. To unlock the safety lock on both manual and power, return to the upright position, this will then enable the gliding/rocking motion.



Chair shown in Cambridge Earth



ergoform[®]
INTELLIGENT COMFORT

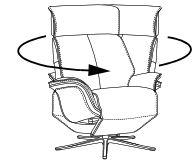
OSLO



OSLO

Oslo offers the latest in recliner technology, with a unique motorised system that allows effortless movement to find your chosen position – all operated by an intuitive panel integrated in the arm. Within this system is a motorised footrest and adjustable back, keeping you in control of your comfort. The rechargeable battery allows over 300 uses before further charging is required.

AVAILABLE IN FABRIC AND LEATHER.



360° SWIVEL



POWER RECLINING



POWER INTEGRATED FOOTREST



ADJUSTABLE HEADREST

	H	D	W	Seat Height	Seat Depth	Seat Width	Clearance needed for full recline
--	---	---	---	-------------	------------	------------	-----------------------------------

All dimensions in mm/inches

Chair	960/37.8	910/35.8	860/33.9	510/20.1	480/18.9	520/20.5	320/12.6
-------	----------	----------	----------	----------	----------	----------	----------

All measurements are approximate and relate to the overall size of the item including soft arm cushions where fitted and back cushions. Power option only. The 5 star base is available in a chrome or black finish. The side panels come in an option of light wood or dark wood. Contrast stitching is available on leather pieces in a selection of leathers.



RILEY

Large Sofa and Snuggler shown in Moore Sea.
Scatter cushions shown in Plush Indigo and Plush Airforce.

Contrast stitching options

Contrast stitching will appear on seat cushions, back cushions, front borders, and arms. Contrast stitching is optional for leather pieces only. There are 16 options for contrast stitching.




Cambridge Sand
Sand stitching



Cambridge Chalk
Beige stitching



Cambridge Cloud
Dark Grey stitching



Cambridge Grey
Beige stitching



Cambridge Stone
Beige stitching



Cambridge Plaster
Beige stitching



Cambridge Putty
Beige stitching




Cambridge Taupe
Beige stitching




Cambridge Tan
Beige stitching




Cambridge Conker
Sand stitching



Cambridge Earth
Sand stitching



Cambridge Buffalo
Sand stitching




Cambridge Navy
Dark Grey stitching



Cambridge Petrol Blue
Dark Grey stitching



Cambridge Slate
Dark Grey stitching



Cambridge Black
Dark Grey stitching

Main cover and contrast stitching options can't be swapped.
If contrast stitching is not selected, the furniture will be supplied with self-coloured stitching.



Large sofa shown in Cambridge Navy.
Scatter cushions shown in Malta Cobalt and Plush Airforce.



RILEY



RILEY

Riley combines elegant flared arms and back detailing to inject modern sophistication into your living space. We've paired these features with full, sumptuous cushions, so that you can snuggle up in style.

AVAILABLE IN FABRIC AND LEATHER. CONTRAST STITCHING AVAILABLE ON LEATHER PIECES.

Riley is available in the following models:



LARGE SOFA



SMALL SOFA



SNUGGLER



LARGE DOUBLE RECLINER SOFA
(MANUAL/POWER AVAILABLE)



SMALL DOUBLE RECLINER SOFA
(MANUAL/POWER AVAILABLE)



RECLINER SNUGGLER
(MANUAL/POWER AVAILABLE)



RECLINER CHAIR
(MANUAL/POWER AVAILABLE)



ARMCHAIR



LARGE FOOTSTOOL

	H	D	W	Seat Height	Seat Depth	Seat Width	Clearance needed for full recline
All dimensions in mm/inches							
Armchair	1040/41.0	970/38.3	1030/40.5	530/21.0	550/21.8	590/23.3	-
Recliner Armchair	1040/41.0	970/38.3	1030/40.5	530/21.0	550/21.8	590/23.3	70/2.8
(Manual/Power)							
Snuggler	1040/41.0	970/38.3	1180/46.5	530/21.0	550/21.8	740/29.0	-
Recliner Snuggler	1040/41.0	970/38.3	1180/46.5	530/21.0	550/21.8	740/29.0	70/2.8
(Manual/Power)							
Small Sofa	1040/41.0	970/38.3	1590/62.5	530/21.0	550/21.8	1150/45.3	-
Small Double Recliner Sofa	1040/41.0	970/38.3	1590/62.5	530/21.0	550/21.8	1150/45.3	70/2.8
(Manual/Power)							
Large Sofa	1040/41.0	970/38.3	1970/77.5	530/21.0	550/21.8	1530/60.3	-
Large Double Recliner Sofa	1040/41.0	970/38.3	1970/77.5	530/21.0	550/21.8	1530/60.3	70/2.8
(Manual/Power)							
Large Footstool	420/16.5	510/20.0	750/29.5	-	-	-	-

All measurements are approximate and relate to the overall size of the item including soft arm cushions where fitted and back cushions. All furniture supplied on show wood legs as standard. Recliners are available in manual or power versions. The power versions have touch buttons and a USB charging port. Contrast stitch available on selected leathers. Large and small double recliner sofas are delivered in two sections that link together. Seat cushions and back cushions are non-reversible. Our recliner furniture requires room to recline. Scatter cushions are available at extra cost.



3 Seater Sofa shown in Remco Light Grey



SEATTLE

Contrast stitching options

Contrast stitching will appear on seat cushions, back cushions, front borders, and arms. Contrast stitching is optional for leather pieces only. There are 16 options for contrast stitching.




Cambridge Sand
Sand stitching




Cambridge Chalk
Beige stitching



Cambridge Cloud
Dark Grey stitching



Cambridge Grey
Beige stitching



Cambridge Stone
Beige stitching




Cambridge Plaster
Beige stitching



Cambridge Putty
Beige stitching




Cambridge Taupe
Beige stitching




Cambridge Tan
Beige stitching




Cambridge Conker
Sand stitching




Cambridge Earth
Sand stitching




Cambridge Buffalo
Sand stitching




Cambridge Navy
Dark Grey stitching



Cambridge Petrol Blue
Dark Grey stitching



Cambridge Slate
Dark Grey stitching



Cambridge Black
Dark Grey stitching

Main cover and contrast stitching options can't be swapped.
If contrast stitching is not selected, the furniture will be supplied with self-coloured stitching.



3 Seater Sofa is shown in Cambridge Grey.
Footstool shown in Lisbon Summer





SEATTLE

With clean, straight lines and sleek arm details, Seattle offers contemporary elegance to any space. Crisp tailoring details, paired with full and sumptuous cushions provide a beautiful balance of style and comfort. You can choose to add contrast stitching on leather models, whilst power recliner options are also available with a USB charging point and lumbar support.

AVAILABLE IN FABRIC AND LEATHER.

Seattle is available in the following models:



3 SEATER SOFA



3 SEATER
RECLINER SOFA



3 SEATER
RECLINER SOFA WITH
POWER LUMBAR



2.5 SEATER SOFA



2.5 SEATER
RECLINER SOFA



2.5 SEATER
RECLINER SOFA WITH
POWER LUMBAR



2 SEATER SOFA



2 SEATER
RECLINER SOFA



2 SEATER
RECLINER SOFA WITH
POWER LUMBAR



ARMCHAIR



RECLINER
ARMCHAIR



RECLINER
ARMCHAIR WITH
POWER LUMBAR



FOOTSTOOL



STORAGE
FOOTSTOOL

	H	D	W	Seat Height	Seat Depth	Seat Width	Clearance needed for full recline
--	---	---	---	-------------	------------	------------	-----------------------------------

All dimensions in mm/inches

Armchair	1010/39.7	1040/41.0	960/37.8	510/20.1	540/21.3	420/16.5	-
2 Seater Sofa	1010/39.7	1040/41.0	1500/59.1	510/20.1	540/21.3	960/37.8	-
2.5 Seater Sofa	1010/39.7	1040/41.0	1720/67.7	510/20.1	540/21.3	1180/46.5	-
3 Seater Sofa	1010/39.7	1040/41.0	2020/79.5	510/20.1	540/21.3	1480/58.3	-
Footstool	415/16.4	555/21.9	705/27.8	-	-	-	-
Storage Footstool	415/16.4	555/21.9	705/27.8	-	-	-	-
Recliner Armchair	1010/39.7	1040/41.0	960/37.8	510/20.1	540/21.3	420/16.5	50/2
2 Seater Recliner Sofa (Double)	1010/39.7	1040/41.0	1500/59.1	510/20.1	540/21.3	960/37.8	50/2
2.5 Seater Recliner Sofa (Double)	1010/39.7	1040/41.0	1720/67.7	510/20.1	540/21.3	1180/46.5	50/2
3 Seater Recliner Sofa (Double)	1010/39.7	1040/41.0	2020/79.5	510/20.1	540/21.3	1480/58.3	50/2
Recliner Armchair with Power Lumbar	1010/39.7	1040/41.0	960/37.8	510/20.1	540/21.3	420/16.5	50/2
2 Seater Recliner Sofa with Power Lumbar (Double)	1010/39.7	1040/41.0	1500/59.1	510/20.1	540/21.3	960/37.8	50/2
2.5 Seater Recliner Sofa with Power Lumbar (Double)	1010/39.7	1040/41.0	1720/67.7	510/20.1	540/21.3	1180/46.5	50/2
3 Seater Recliner Sofa with Power Lumbar (Double)	1010/39.7	1040/41.0	2020/79.5	510/20.1	540/21.3	1480/58.3	50/2

All measurements are approximate and relate to the overall size of the item including soft arm cushions where fitted and back cushions. All recliner furniture supplied on fixed feet. Show wood feet in a choice of finishes are available on static pieces only. Recliner available in manual or power versions. Power versions are available with an additional lumbar version. Power versions have touch buttons with USB charging point. 2, 2.5 and 3 seater double recliner sofas are delivered in 2 sections which link together. Seat cushions on recliner chairs/sofas are a fixed type. Our recliner furniture requires room to recline. Castors are available as an option on static pieces only. Scatter cushions are available at extra cost.



3 Seater Sofa shown in Harbour Slate



STRATFORD

EXCLUSIVELY AT


ScS
Sofas, flooring and furniture

Contrast stitching options


Contrast stitching will appear on seat cushions, back cushions, front borders, and arms. Contrast stitching is optional for leather pieces only. There are 10 options for contrast stitching.




Cambridge Chalk
Beige stitching




Cambridge Cloud
Dark Grey stitching



Cambridge Grey
Beige stitching




Cambridge Taupe
Beige stitching



Cambridge Plaster
Beige stitching




Cambridge Conker
Sand stitching




Cambridge Earth
Sand stitching



Cambridge Slate
Dark Grey stitching



Cambridge Black
Dark Grey stitching



Cambridge Petrol Blue
Dark Grey stitching

Main cover and contrast stitching options can't be swapped. If contrast stitching is not selected, the furniture will be supplied with self-coloured stitching.



2 seater sofa shown in Cambridge Grey



EXCLUSIVELY AT





STRATFORD

Comfortable and contemporary, the Stratford has sleek, modern looks and generous lumbar support for the ultimate in relaxation. Pair with a recliner option for a luxurious touch.

AVAILABLE IN FABRIC AND LEATHER.

ScS
Sofas, flooring and furniture

Stratford is available in the following models:



3 SEATER SOFA



3 SEATER RECLINER SOFA



2 SEATER SOFA



2 SEATER RECLINER SOFA



SNUGGLER



ARMCHAIR



RECLINER CHAIR



STORAGE
FOOTSTOOL

	H	D	W	Seat Height	Seat Depth	Seat Width	Clearance needed for full recline
All dimensions in mm/inches							
Armchair	1030/40.5	1010/39.8	1010/39.8	510/20.0	510/20.0	470/18.5	-
Snuggler	1030/40.5	1010/39.8	1220/48.1	510/20.0	510/20.0	620/24.5	-
Recliner Snuggler	1030/40.5	1010/39.8	1220/48.1	510/20.0	510/20.0	620/24.5	50/2
2 Seater Sofa	1030/40.5	1010/39.8	1780/70.0	510/20.0	510/20.0	1180/46.5	-
3 Seater Sofa (2 cushion)	1030/40.5	1010/39.8	2080/82.0	510/20.0	510/20.0	1480/58.3	-
Storage Footstool	410/16.3	560/22.0	700/27.5	-	-	-	-
Recliner Chair	1030/40.5	1010/39.8	1010/39.8	510/20.0	510/20.0	470/18.5	50/2
2 Seater Recliner Sofa (double)	1030/40.5	1010/39.8	1780/70.0	510/20.0	510/20.0	1180/46.5	50/2
3 Seater Recliner Sofa (double - 2 cushion)	1030/40.5	1010/39.8	2080/82.0	510/20.0	510/20.0	1480/58.3	50/2

All measurements are approximate and relate to the overall size of the item including soft arm cushions where fitted and back cushions. Metal castors are available as a free option on static furniture only (not recliner furniture) when ordering your furniture.

All recliner furniture is supplied on fixed feet only. Recliner available in manual or power versions. 2 and 3 seater (2 cushion) double recliners are delivered in two sections which link together.

Seat cushions are a fixed type. 3 seater sofas in this range have 2 seat/back cushions. Our recliner furniture requires room to recline. Scatter cushions are available at extra cost.



Large Double Recliner Sofa and Footstool shown in Stingray Indigo.



THORNBURY

EXCLUSIVELY AT

Furniture
Village



Small Sofa shown in Cambridge Chalk, Recliner Armchair and Footstool shown in Stingray Indigo.



THORNBURY

EXCLUSIVELY AT

**Furniture
Village**



THORNBURY

Thornbury emanates a contemporary, timeless charm. Offering the answer to ultimate comfort, Thornbury comes with the option of additional headrest and lumbar support, allowing tailored comfort on power units.

AVAILABLE IN FABRIC AND LEATHER.

Thornbury is available in the following models:



ARMCHAIR



RECLINER ARMCHAIR
(MANUAL/POWER AVAILABLE)



RECLINER ARMCHAIR WITH POWER
HEADREST AND LUMBAR



SMALL SOFA



SMALL DOUBLE RECLINER SOFA
(MANUAL/POWER AVAILABLE)



SMALL DOUBLE RECLINER SOFA WITH
POWER HEADREST AND LUMBAR



LARGE SOFA



LARGE SOFA DOUBLE
RECLINER SOFA
(MANUAL/POWER AVAILABLE)



LARGE SOFA DOUBLE RECLINER SOFA
WITH POWER HEADREST AND LUMBAR



FOOTSTOOL



STORAGE FOOTSTOOL

	H	D	W	Seat Height	Seat Depth	Seat Width	Clearance needed for full recline
All dimensions in mm/inches							
Armchair	1070/42.3	1060/41.8	1000/39.3	520/20.5	530/20.8	480/19.0	-
Recliner Armchair (Manual/Power)	1070/42.3	1060/41.8	1000/39.3	520/20.5	530/20.8	480/19.0	80/3.25
Recliner Armchair with Power Headrest and Lumbar	1070/42.3	1060/41.8	1000/39.3	520/20.5	530/20.8	480/19.0	80/3.25
Small Sofa	1070/42.3	1060/41.8	1700/67.0	520/20.5	530/20.8	1180/46.5	-
Small Double Recliner Sofa (Manual/Power)	1070/42.3	1060/41.8	1700/67.0	520/20.5	530/20.8	1180/46.5	80/3.25
Small Double Recliner Sofa with Power Headrest and Lumbar	1070/42.3	1060/41.8	1700/67.0	520/20.5	530/20.8	1180/46.5	80/3.25
Large Sofa	1070/42.3	1060/41.8	2000/78.8	520/20.5	530/20.8	1480/58.3	-
Large Double Recliner Sofa (Manual/Power)	1070/42.3	1060/41.8	2000/78.8	520/20.5	530/20.8	1480/58.3	80/3.25
Large Double Recliner Sofa with Power Headrest and Lumbar	1070/42.3	1060/41.8	2000/78.8	520/20.5	530/20.8	1480/58.3	80/3.25
Footstool	420/16.5	560/22.0	710/28.0	-	-	-	-
Storage Footstool	420/16.5	560/22.0	710/28.0	-	-	-	-

All measurements are approximate and relate to the overall size of the item, including soft arm cushions where fitted and back cushions. All furniture is supplied on fixed feet. Castors are available as an option on static pieces only. Available in a selection of fabrics and leathers. Recliners are available in manual or power versions. Power versions have touch buttons with a USB charging port. Power recliner pieces have the option of a headrest/lumbar support. Seat cushions are a chaise-style fixed type. All seat cushions and back cushions are non-reversible. Small & Large recliner sofas are delivered in two sections which link together. Our recliner furniture requires room to recline. Please note: Recliner furniture with headrest/lumbar functionality will require a purchase of two rechargeable power packs for remote operation. Please follow the instructions to ensure these are connected correctly. Scatter cushions are available at extra cost.



Chair shown in Remco Light Grey



ergoform®
INTELLIGENT COMFORT

VARDE

EXCLUSIVELY AT

Furniture
Village



VARDE

Varde offers the latest in recliner technology, with a unique motorised system that allows effortless movement and customisable angles – all operated by an intuitive arm panel. Within this system is a motorised footrest and adjustable headrest, keeping you in control of your comfort. Operated by a compact battery package, Varde is both stylish and functional.

AVAILABLE IN FABRIC AND LEATHER.

EXCLUSIVELY AT

Furniture
Village



360° SWIVEL



POWER RECLINING



POWER INTEGRATED FOOTREST



ADJUSTABLE HEADREST

	H	D	W	Seat Height	Seat Depth	Seat Width	Clearance needed for full recline
--	---	---	---	-------------	------------	------------	-----------------------------------

All dimensions in mm/inches

Power Recliner Chair

950/37.4	910/35.8	860/33.9	510/20.1	480/18.9	520/20.5	320/12.6
----------	----------	----------	----------	----------	----------	----------

All measurements are approximate and relate to the overall size of the item including soft arm cushions where fitted and back cushions. Power option only. The 5 star base is available in chrome or black finishes.



Chair and Footstool shown in Cambridge Stone



ergoform®
INTELLIGENT COMFORT

VIDA

EXCLUSIVELY AT

Furniture
Village



VIDA

Clean, straight lines and slim arm details give Vida contemporary style. A unique Ergo-Tilt function, 360 degree swivel mechanism and adjustable headrest allows you to customise your comfort. Choose from a black or chrome base to complete the finishing touches.

AVAILABLE IN FABRIC AND LEATHER.

EXCLUSIVELY AT

**Furniture
Village**



360° SWIVEL



EFFORTLESS RECLINING MECHANISM



ADJUSTABLE HEADREST



ERGO-TILT



ERGONOMICALLY SLOPED FOOTSTOOL

	H	D	W	Seat Height	Seat Depth	Seat Width	Clearance needed for full recline
--	---	---	---	-------------	------------	------------	-----------------------------------

All dimensions in mm/inches

Manual Recliner Chair

1050/41.3	850/33.5	850/33.5	450/17.7	510/20.1	500/19.7	320/12.6
-----------	----------	----------	----------	----------	----------	----------

Footstool*

400/15.8	430/16.9	490/19.3	-	-	-	-
----------	----------	----------	---	---	---	---

*The footstool is supplied as standard with the Chair. Neither piece can be bought separately.

All measurements are approximate and relate to the overall size of the item including soft arm cushions where fitted and back cushions. Manual option only. The 5 star base is available in chrome or black finishes. The footstool is non-optional and is supplied with all chairs.



3 Seater Sofa, 2 Seater Recliner Sofa and Footstool shown in Mirage Powder.
(Scatter cushions are stylist's own.)



WASHINGTON



WASHINGTON

3 Seater Sofa and Footstool shown in Capri Chalk.
(Scatter cushions are stylist's own.)



WASHINGTON

Sleek and refined, yet sumptuously comfortable, the clean lines of this sofa are the epitome of modern design. Finely tailored with excellent lumbar support and distinctive looks, the Washington is made for relaxing in style.

AVAILABLE IN FABRIC AND LEATHER.

Washington is available in the following models:



3 SEATER SOFA



3 SEATER RECLINER SOFA



2 SEATER SOFA



2 SEATER RECLINER SOFA



ARMCHAIR



RECLINER CHAIR



FOOTSTOOL
(STORAGE FOOTSTOOL ALSO AVAILABLE)

	H	D	W	Seat Height	Seat Depth	Seat Width	Clearance needed for full recline
All dimensions in mm/inches							
Armchair	1010/39.8	1054/41.5	1003/39.5	508/20.0	546/21.5	445/17.5	-
Armchair with Wooden Feet	1016/40.0	1054/41.5	1003/39.5	514/20.3	546/21.5	445/17.5	-
2 Seater Sofa	1010/39.8	1054/41.5	1753/69.0	508/20.0	546/21.5	1168/46.0	-
2 Seater Sofa with Wooden Feet	1016/40.0	1054/41.5	1753/69.0	514/20.3	546/21.5	1168/46.0	-
3 Seater Sofa (2 cushion)	1010/39.8	1054/41.5	2045/80.5	508/20.0	546/21.5	1448/57.0	-
3 Seater Sofa (2 cushion) with Wooden Feet	1016/40.0	1054/41.5	2045/80.5	514/20.3	546/21.5	1448/57.0	-
Footstool/Storage Footstool	415/16.4	555/21.9	705/27.8	-	-	-	-
Recliner Chair	1003/39.5	1054/41.5	1092/39.5	508/20.0	546/21.5	445/17.5	64/2.5
2 Seater Recliner Sofa (double)	1003/39.5	1054/41.5	1715/69.0	508/20.0	546/21.5	1168/46.0	64/2.5
3 Seater Recliner Sofa (double)	1003/39.5	1054/41.5	2045/80.5	508/20.0	546/21.5	1448/57.0	64/2.5

All measurements are approximate and relate to the overall size of the item including soft arm cushions where fitted and back cushions. All recliner furniture supplied on fixed feet only. Metal castors are available as a free option on static furniture without wooden feet only (not recliner furniture) when ordering your furniture. Recliner available in manual or power versions. Power version has touch buttons. 2 and 3 seater double recliner sofas are delivered in 2 sections which link together. Seat cushions on recliner chairs/sofas are a fixed type. 3 seater sofas in this range have 2 seat/back cushions. Our recliner furniture requires room to recline - please see further info for exact measurements. Wooden feet are available in a choice of Oak, Walnut, Mahogany or Ebony finish on static furniture only. Recliner sofas and chairs are not available with wooden feet.